



# SACENDU

SOUTH AFRICAN COMMUNITY EPIDEMIOLOGY NETWORK ON DRUG USE

Treatment Demand Data • Service Quality Measures (SQM)  
• Community-Based Harm Reduction Services

## KWAZULU NATAL TREATMENT DATA

---

MS JODILEE ERASMUS

Phase 57 2024b | Jul-Dec 2024



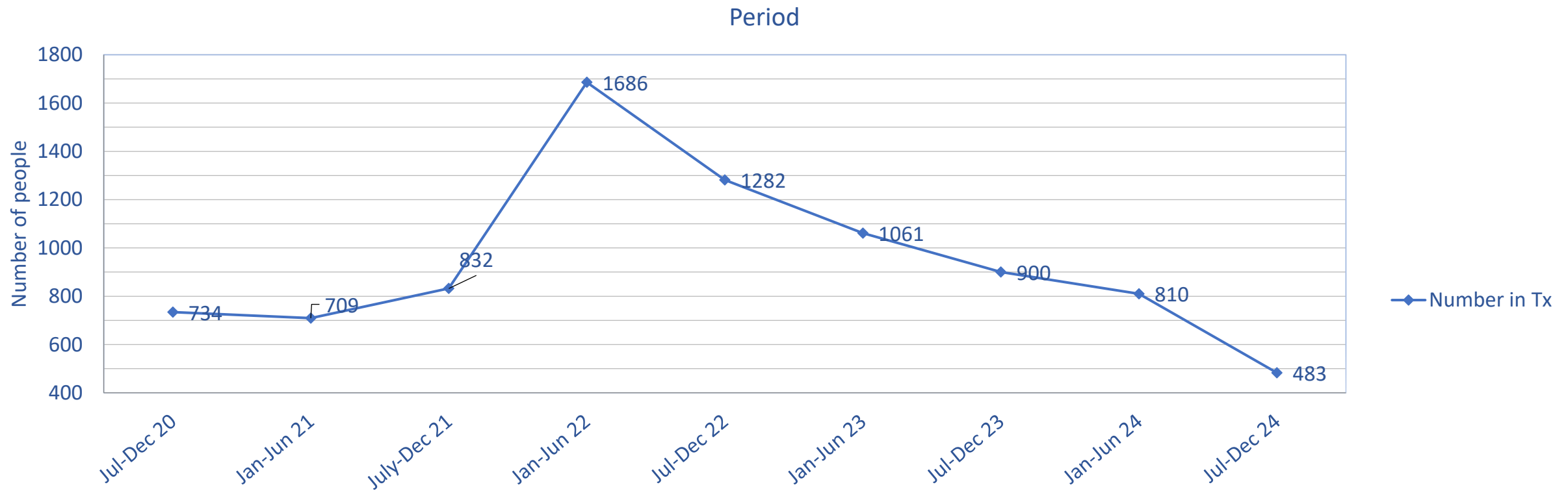


# SACENDU

SOUTH AFRICAN COMMUNITY EPIDEMIOLOGY NETWORK ON DRUG USE

Treatment Demand Data • Service Quality Measures (SQM)  
• Community-Based Harm Reduction Services

## SERVICE USERS IN TREATMENT





# SACENDU

SOUTH AFRICAN COMMUNITY EPIDEMIOLOGY NETWORK ON DRUG USE

Treatment Demand Data • Service Quality Measures (SQM)  
• Community-Based Harm Reduction Services

## OVERVIEW OF THE STATS

Centre	2022a	2024b
SANCA DURBAN	59	73
SANCA NEWCASTLE	58	43
SANCA NONGOMA	16	19
SANCA PIETERMARITZBURG	174	81
SANCA ZULULAND	235	138





# SACENDU

SOUTH AFRICAN COMMUNITY EPIDEMIOLOGY NETWORK ON DRUG USE

Treatment Demand Data • Service Quality Measures (SQM)  
• Community-Based Harm Reduction Services

## OVERVIEW OF THE STATS CONTINUED...

Centre	2022a	2024b
MADADENI	109	0
CARELINE	22	0
NEWLANDS	39	0
ANTI-DRUG FORUM	34	0
ARCA	40	15
SERENITY ADDICTIONS	167	73



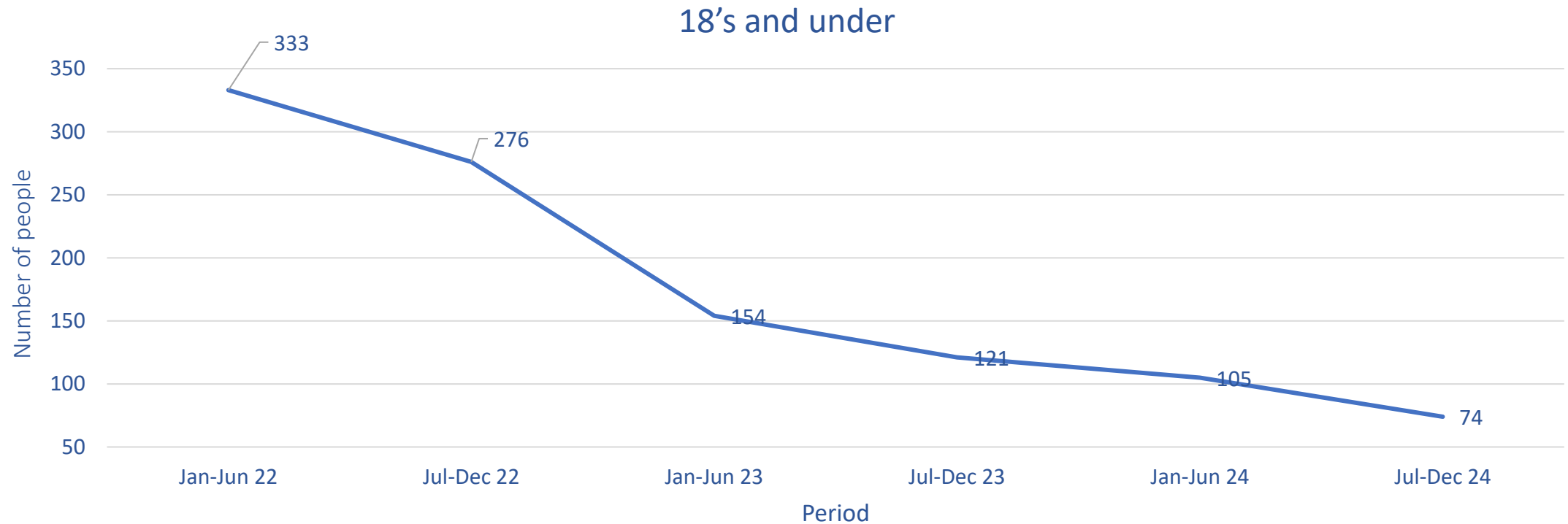


# SACENDU

SOUTH AFRICAN COMMUNITY EPIDEMIOLOGY NETWORK ON DRUG USE

Treatment Demand Data • Service Quality Measures (SQM)  
• Community-Based Harm Reduction Services

## NUMBER OF SERVICE USERS IN TREATMENT



# OVERVIEW OF THE STATS 18 AND UNDER



**SACENDU**  
SOUTH AFRICAN COMMUNITY EPIDEMIOLOGY NETWORK ON DRUG USE

Treatment Demand Data • Service Quality Measures (SQM)

Centre	2022a	2024b
SANCA DURBAN	1	5
SANCA NEWCASTLE	10	14
SANCA NONGOMA	5	0
SANCA PIETERMARITZBURG	60	22
SANCA ZULULAND	60	30
RIVERVIEW MANOR	1	1
SERENITY ADDICTIONS	1	2
AKESO UMHLANGA	3	0
ANTI-DRUG FORUM	29	0
ARCA	1	0
MADADENI	4	0
NEWLANDS	12	0

# OVERVIEW OF THE STATS



# SACENDU

SOUTH AFRICAN COMMUNITY EPIDEMIOLOGY NETWORK ON DRUG USE

Treatment Demand Data • Service Quality Measures (SQM)  
• Community-Based Harm Reduction Services

- Geographical Barriers: Are areas far from healthcare facilities?
- Difficulties with the data collection processes/ unrealistic deadline? End of Jan/End of July.
- Training needs
- Socio-Economic Factors: Affordability? Transportation and other costs associated with accessing healthcare?
- Reduced targets/ funding cuts
- Healthcare Infrastructure: limited resources, such as insufficient staff and inadequate facilities/ lack of facilities?
- Inconsistent healthcare policies in the province?



# SACENDU

SOUTH AFRICAN COMMUNITY EPIDEMIOLOGY NETWORK ON DRUG USE

Treatment Demand Data • Service Quality Measures (SQM)  
• Community-Based Harm Reduction Services

REGION	Number of cases	Number of centres
Central region	263	6
Eastern Cape	338	7
Gauteng	3199	20
Kwa Zulu Natal	483	9
Northern region	709	7
Western Cape	979	22





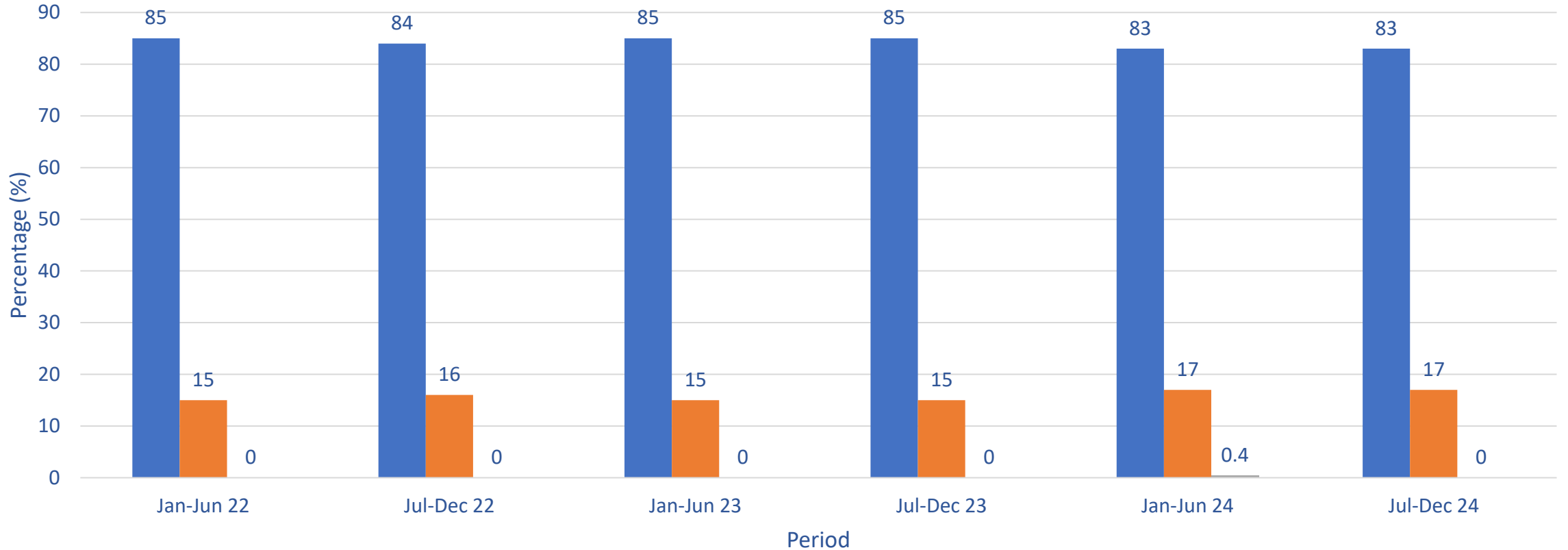
# KZN POPULATION PROFILE: GENDER



# SACENDU

SOUTH AFRICAN COMMUNITY EPIDEMIOLOGY NETWORK ON DRUG USE

Treatment Demand Data • Service Quality Measures (SQM)  
• Community-Based Harm Reduction Services

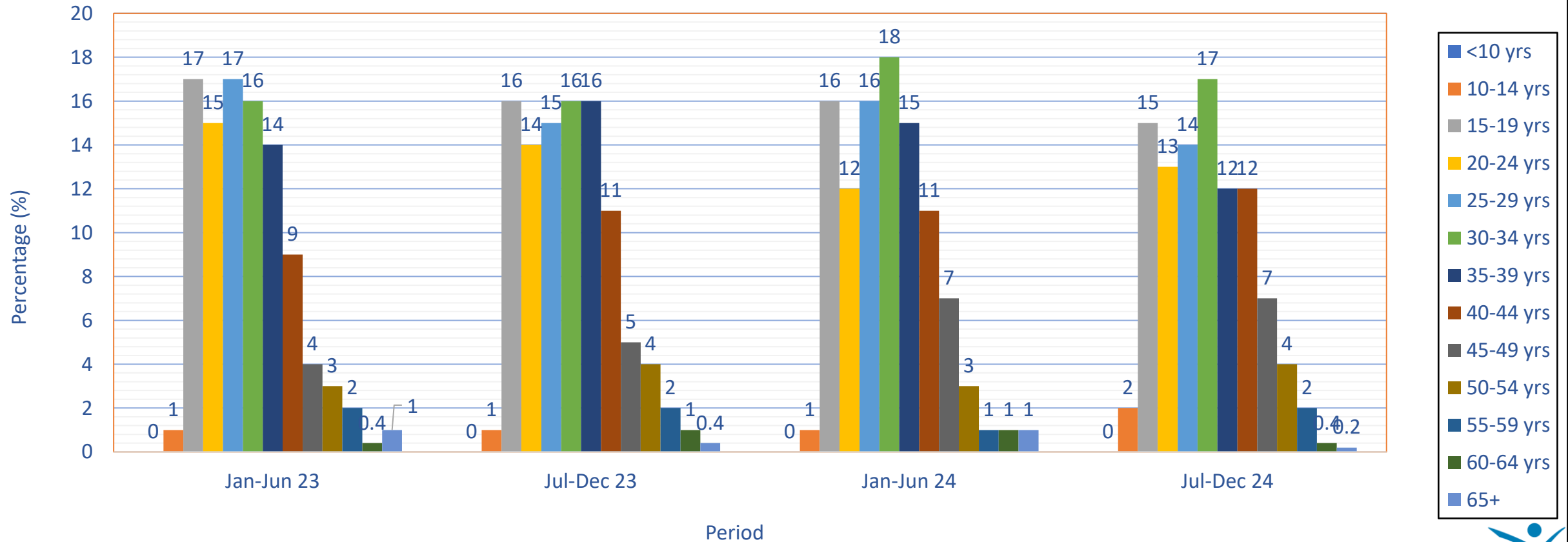


■ Male ■ Female ■ Other



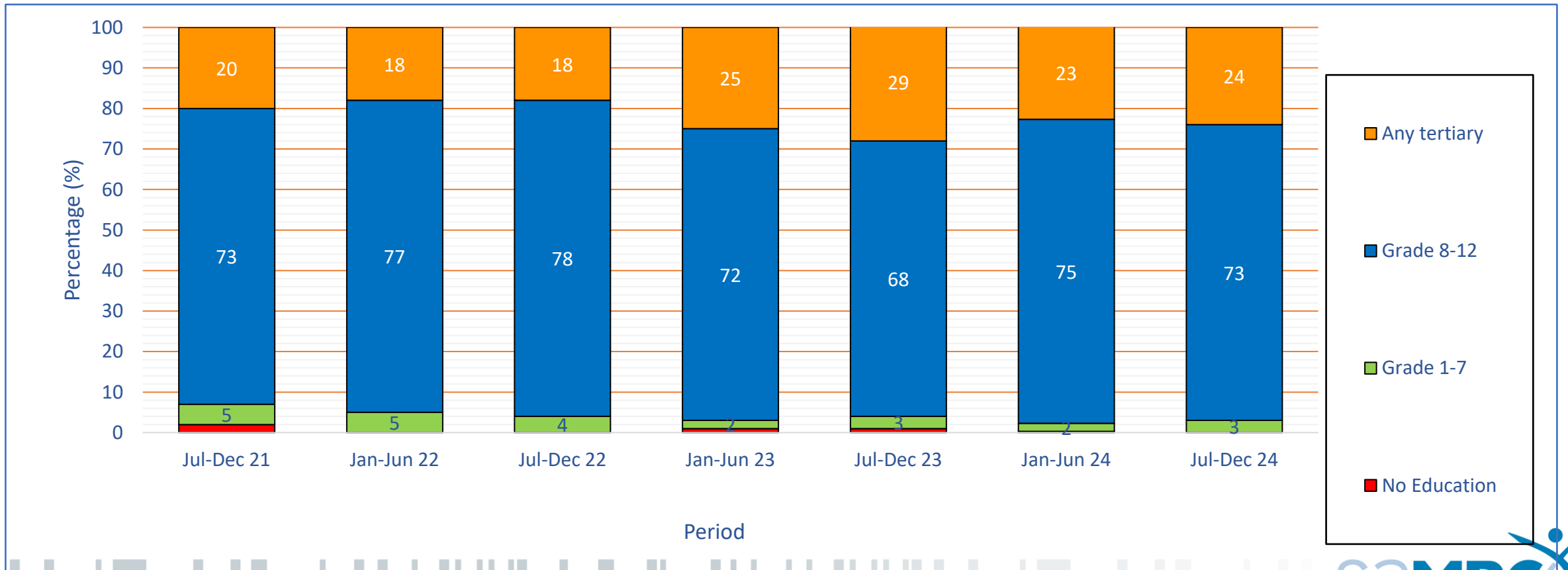


## AGE DISTRIBUTION



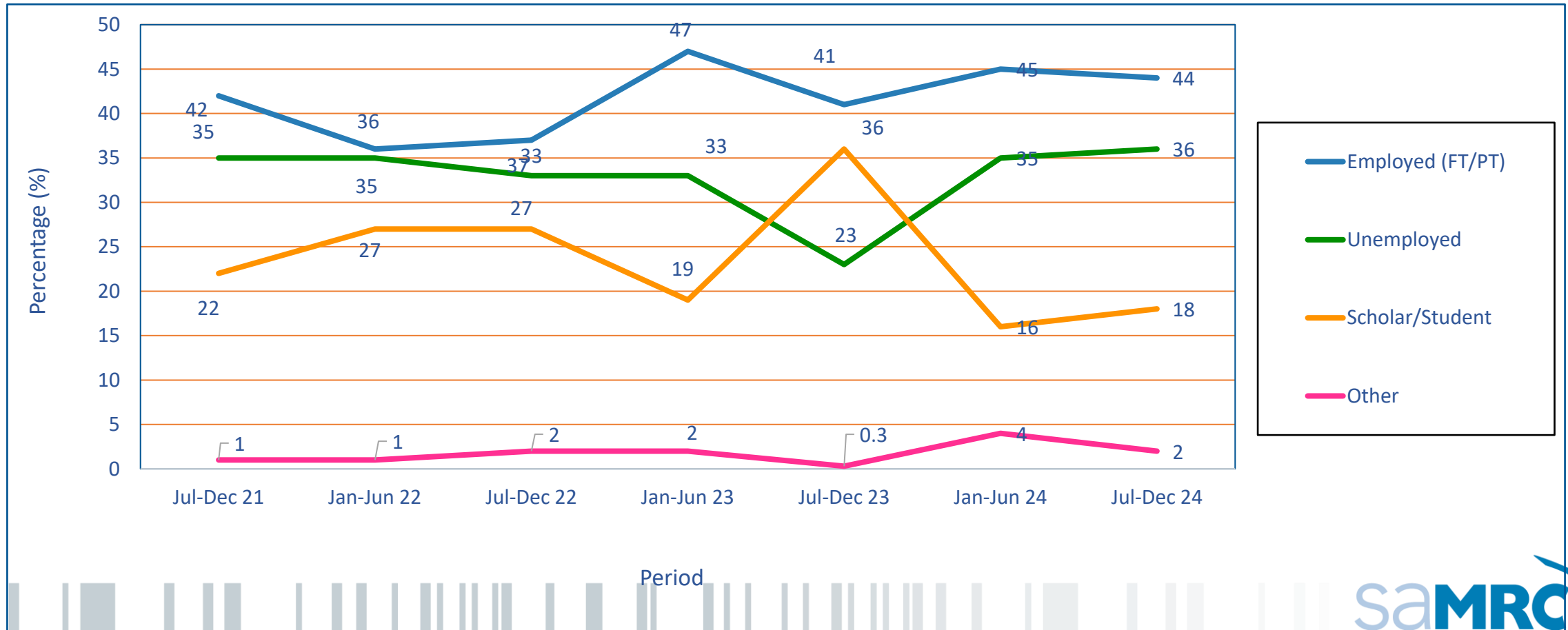


## HIGHEST LEVEL OF EDUCATION





## EMPLOYMENT STATUS



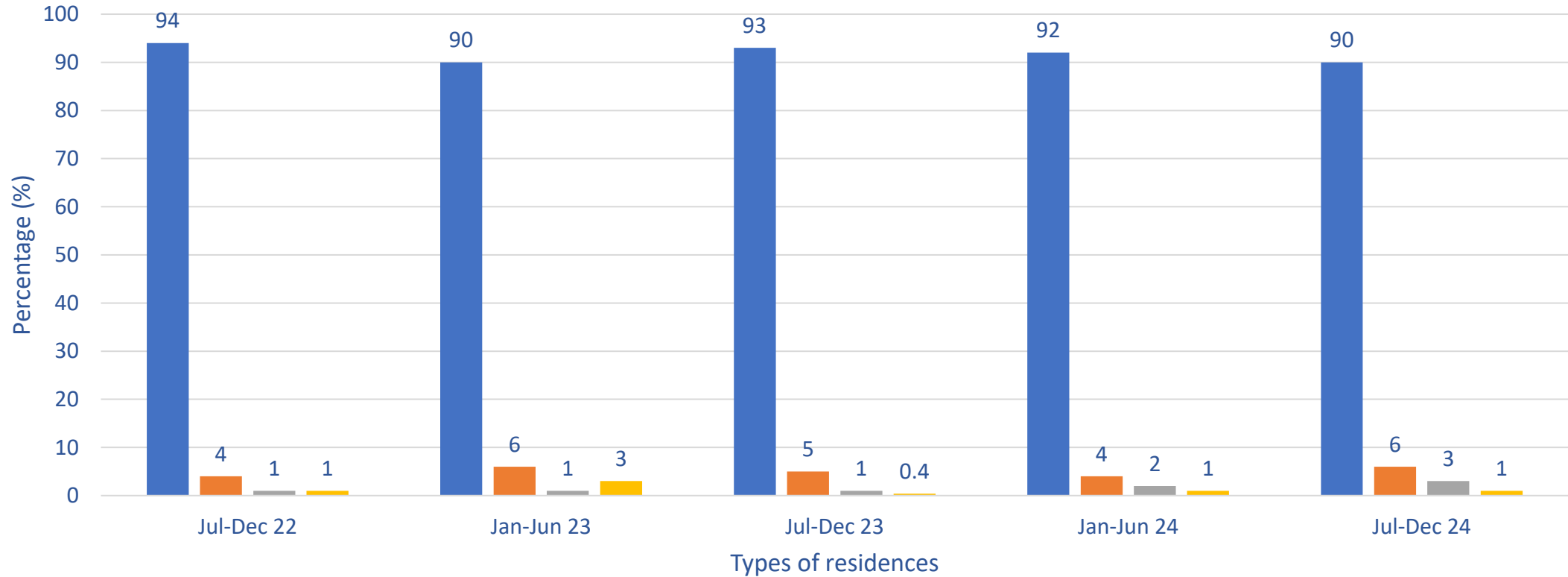
# WHERE SERVICE USERS RESIDE



# SACENDU

SOUTH AFRICAN COMMUNITY EPIDEMIOLOGY NETWORK ON DRUG USE

Treatment Demand Data • Service Quality Measures (SQM)  
• Community-Based Harm Reduction Services



■ Permanent abode ■ Temporary abode ■ Homeless ■ Shelter



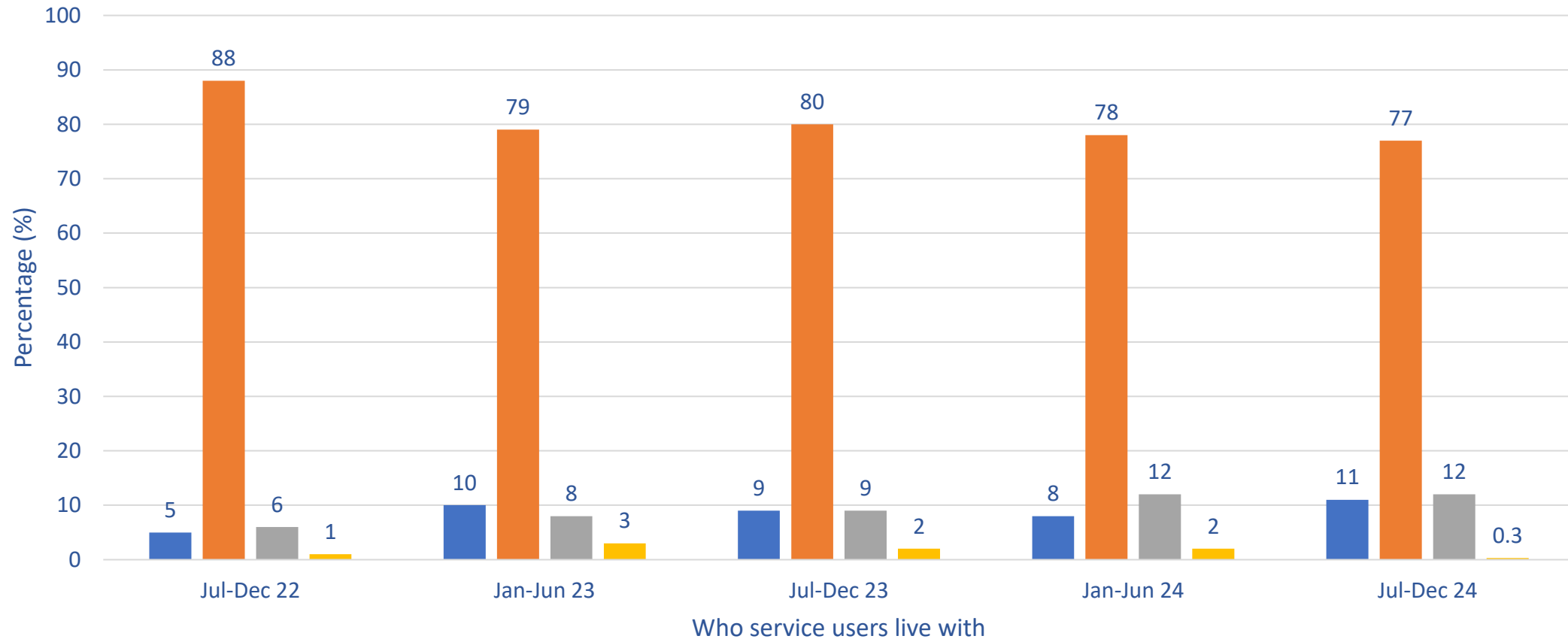
# WHO DO SERVICE USERS LIVE WITH



# SACENDU

SOUTH AFRICAN COMMUNITY EPIDEMIOLOGY NETWORK ON DRUG USE

Treatment Demand Data • Service Quality Measures (SQM)  
• Community-Based Harm Reduction Services



■ Alone/Independent ■ With parents/relatives ■ With spouse/partners ■ Other





# SACENDU

SOUTH AFRICAN COMMUNITY EPIDEMIOLOGY NETWORK ON DRUG USE

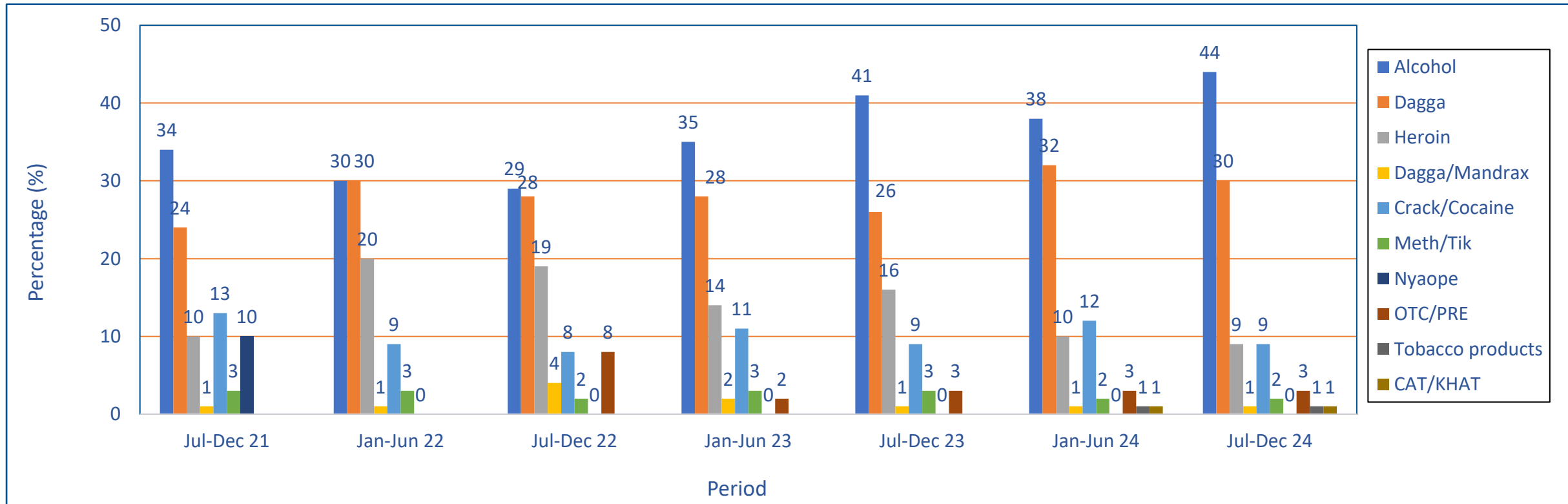
Treatment Demand Data • Service Quality Measures (SQM)  
• Community-Based Harm Reduction Services

## SUBSTANCES OF USE





## KZN PRIMARY SUBSTANCE OF USE





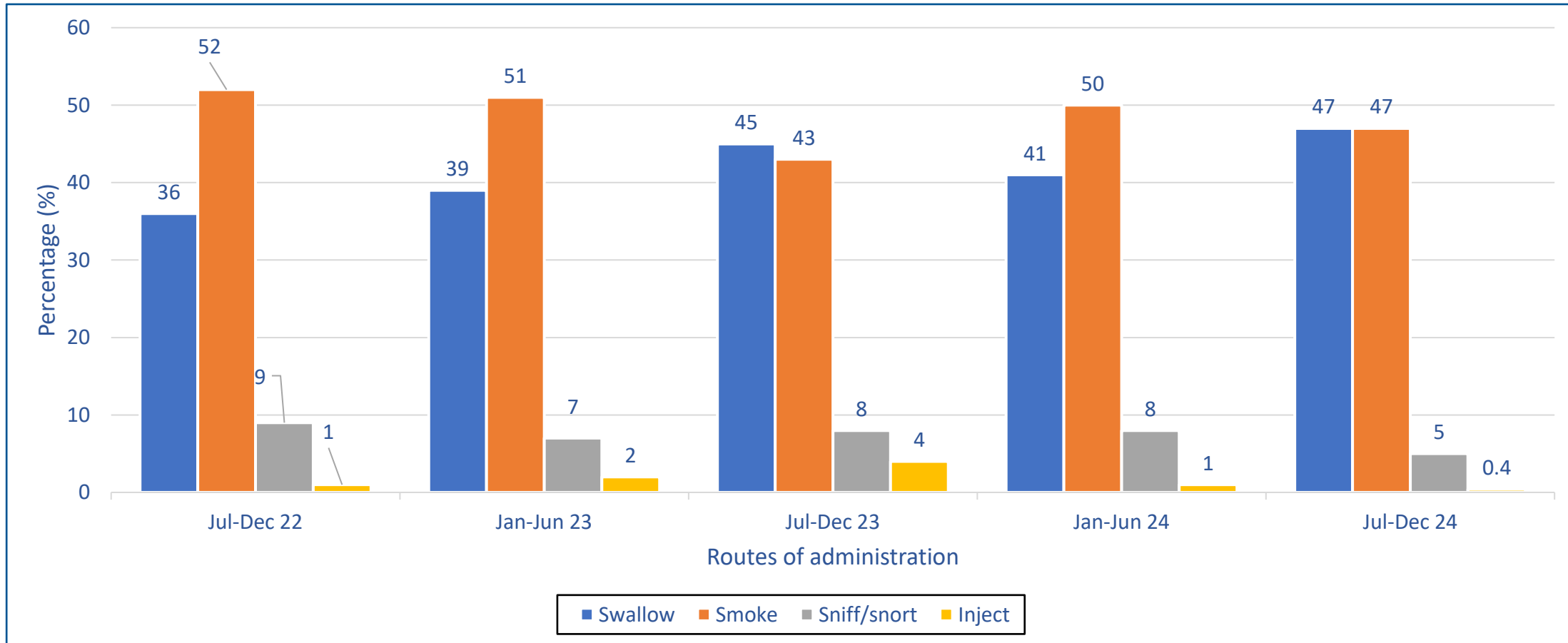
# ROUTE OF ADMINISTRATION



# SACENDU

SOUTH AFRICAN COMMUNITY EPIDEMIOLOGY NETWORK ON DRUG USE

Treatment Demand Data • Service Quality Measures (SQM)  
• Community-Based Harm Reduction Services



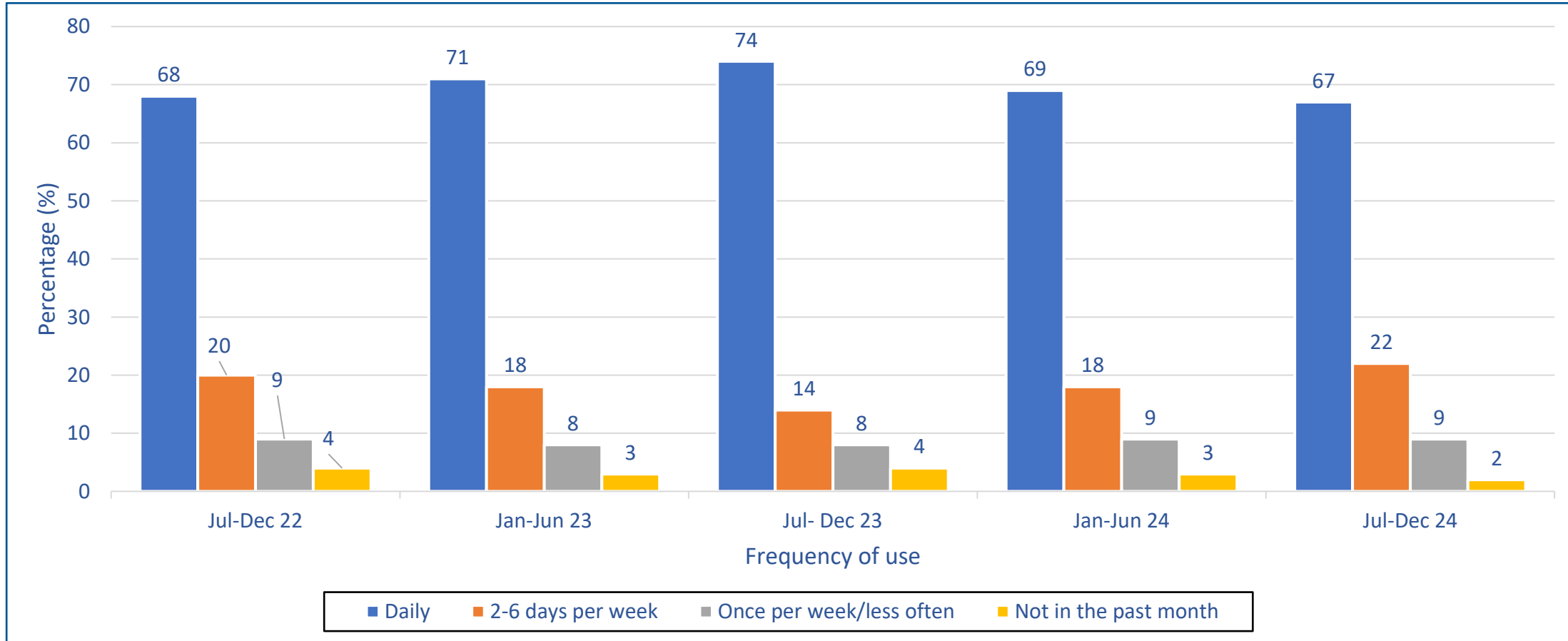
# FREQUENCY OF USE



# SACENDU

SOUTH AFRICAN COMMUNITY EPIDEMIOLOGY NETWORK ON DRUG USE

Treatment Demand Data • Service Quality Measures (SQM)  
• Community-Based Harm Reduction Services



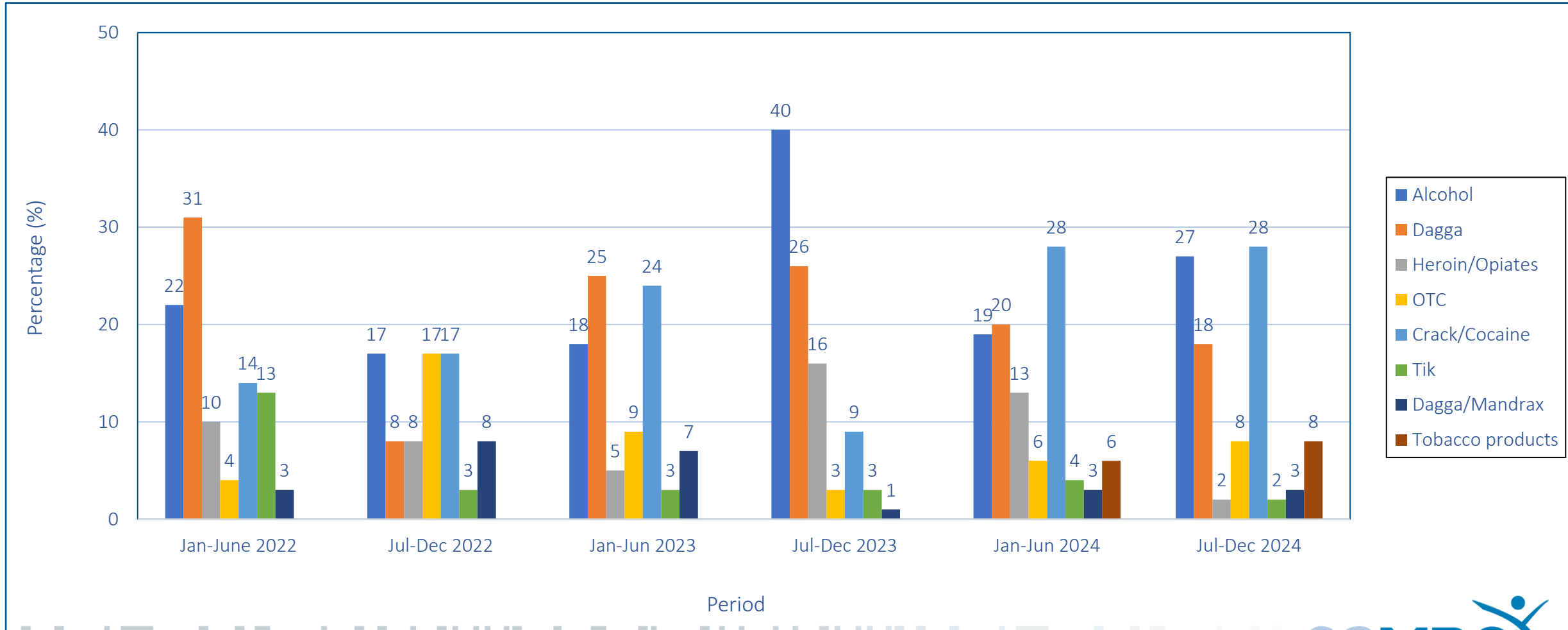
# SECONDARY SUBSTANCE OF USE



# SACENDU

SOUTH AFRICAN COMMUNITY EPIDEMIOLOGY NETWORK ON DRUG USE

Treatment Demand Data • Service Quality Measures (SQM)  
• Community-Based Harm Reduction Services





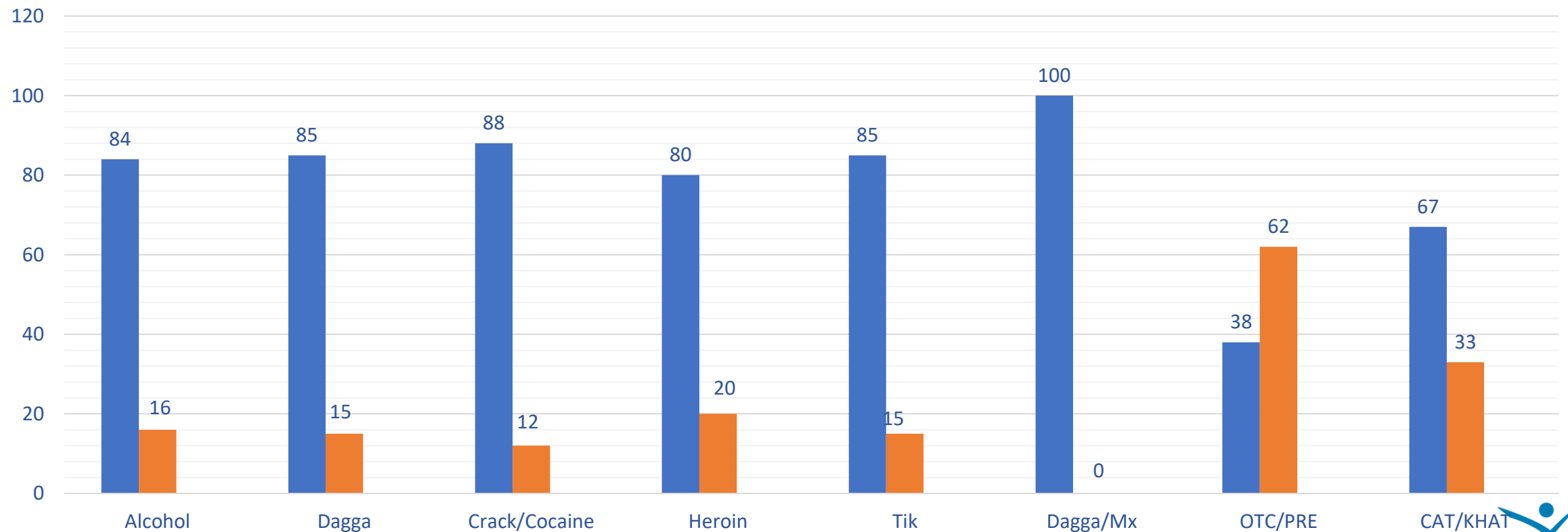
# SACENDU

SOUTH AFRICAN COMMUNITY EPIDEMIOLOGY NETWORK ON DRUG USE

Treatment Demand Data • Service Quality Measures (SQM)  
• Community-Based Harm Reduction Services

## PRIMARY SUBSTANCE OF USE BY GENDER

■ Male ■ Female ■ Other





Profile of Individuals who use first product codeine (n=44, 11%)	Percent (%)
Majority were male	84
Majority were aged: 15-19 years (32%)	
Unemployed	39%
Most common codeine product: First product: tablets, followed by syrup Second product: both syrup and tablets (n = 3)	
Type of Codeine-containing medication misused	
Stilpane;	
Bronchleer with codeine; Benylin with codeine, Cough mixture	

} Tablets

} Syrup

# SERVICE USERS REPORTING NCDS UPON ADMISSION (n = 88, 19%)

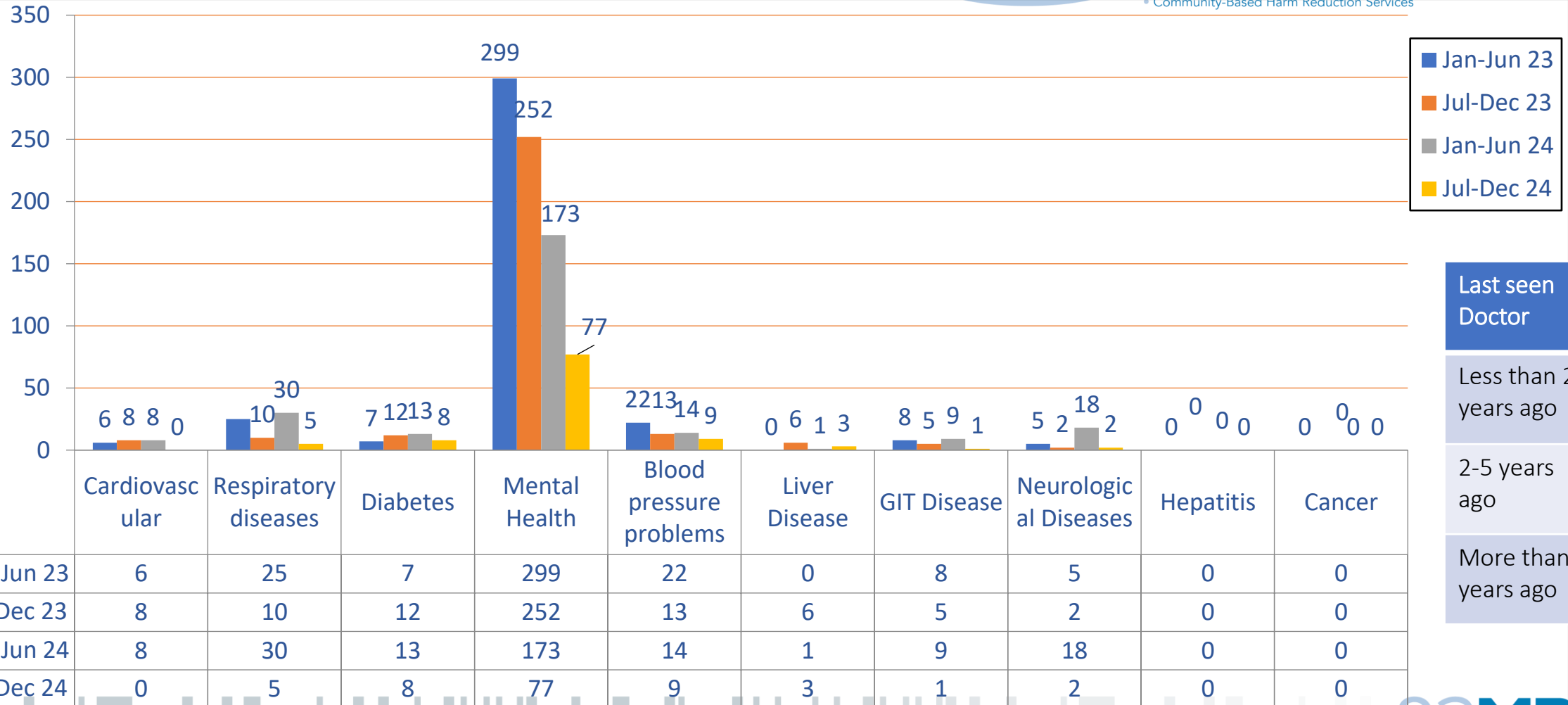


# SACENDU

SOUTH AFRICAN COMMUNITY EPIDEMIOLOGY NETWORK ON DRUG USE

Treatment Demand Data • Service Quality Measures (SQM)

• Community-Based Harm Reduction Services



Last seen Doctor	%
Less than 2 years ago	77
2-5 years ago	17
More than 5 years ago	6

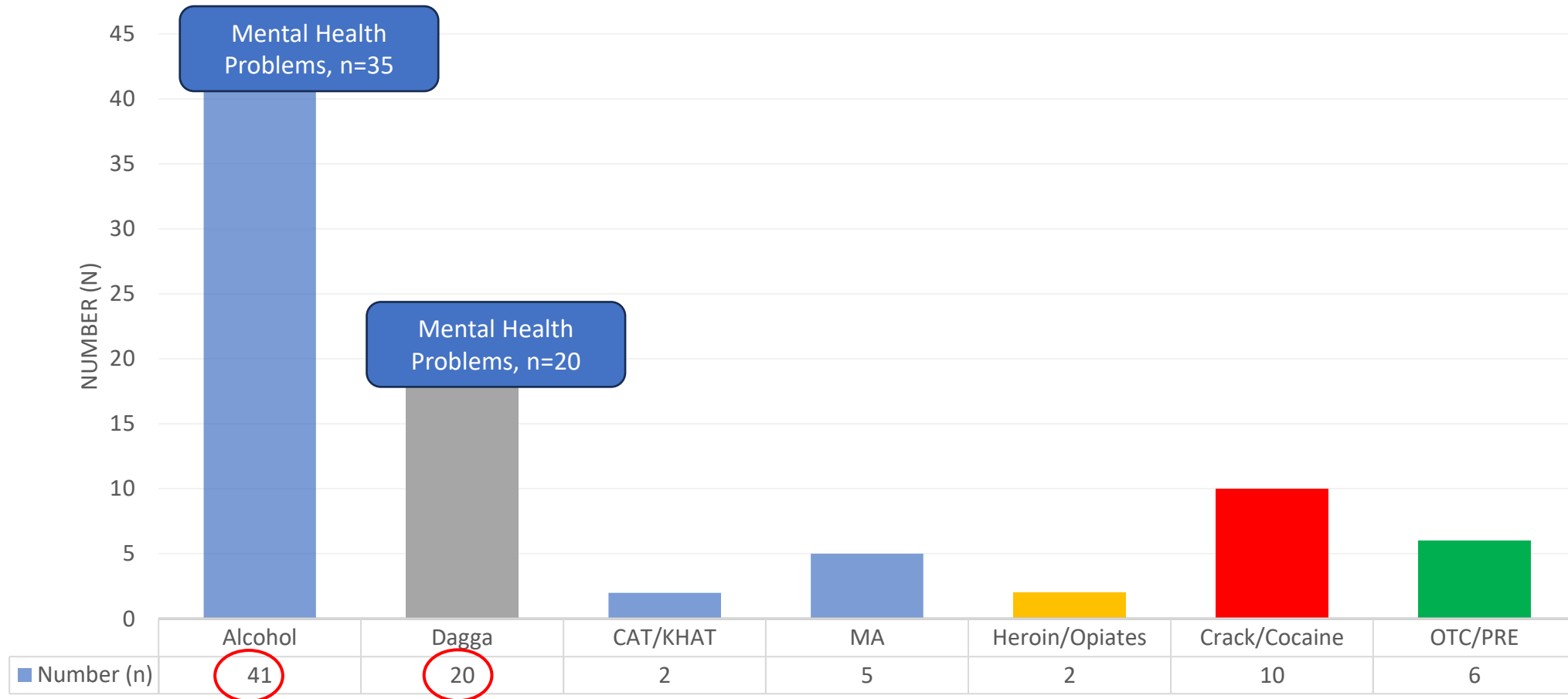
# NCD BY SELECTED PRIMARY SUBSTANCE



# SACENDU

SOUTH AFRICAN COMMUNITY EPIDEMIOLOGY NETWORK ON DRUG USE

Treatment Demand Data • Service Quality Measures (SQM)  
• Community-Based Harm Reduction Services



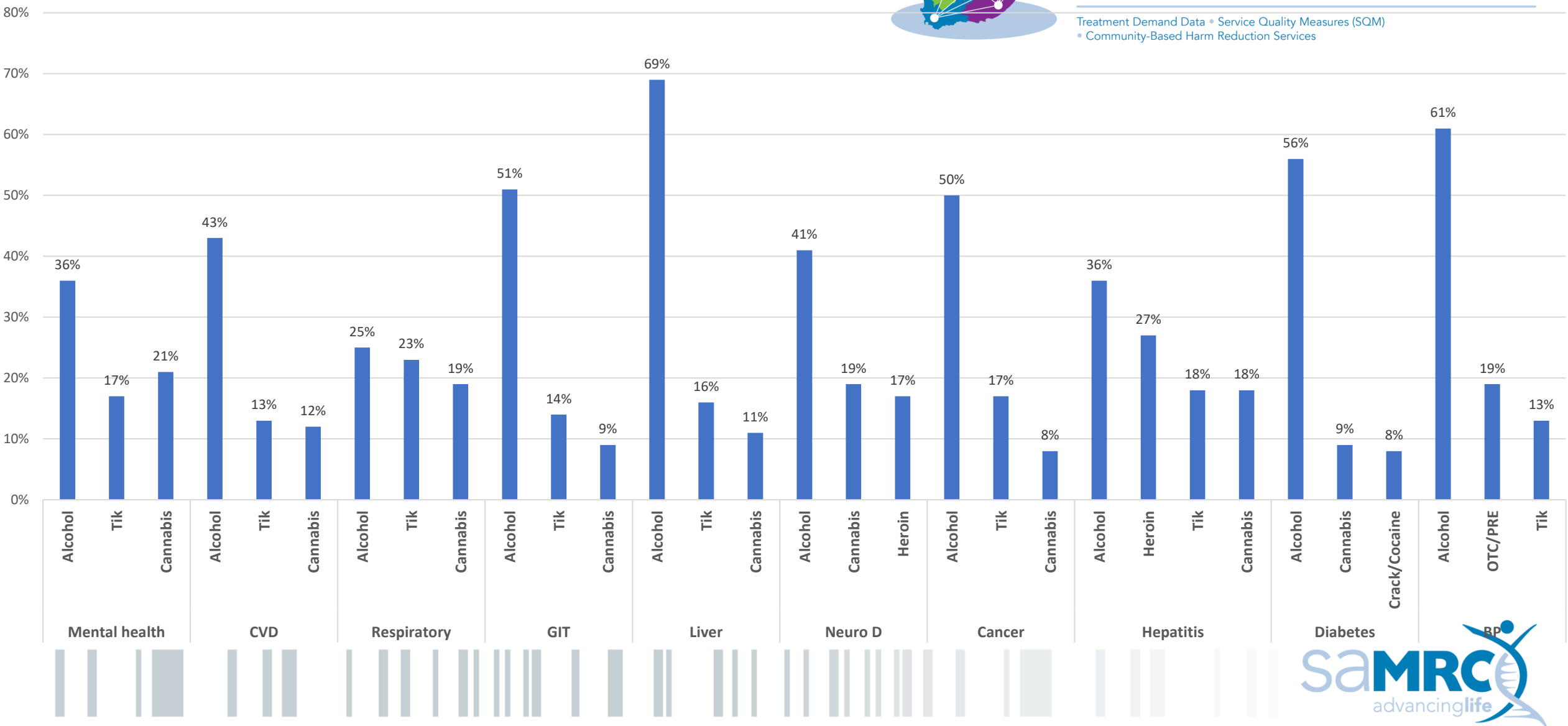
# Primary substance of use by NCD (National data: annual glance n = 2311)



# SACENDU

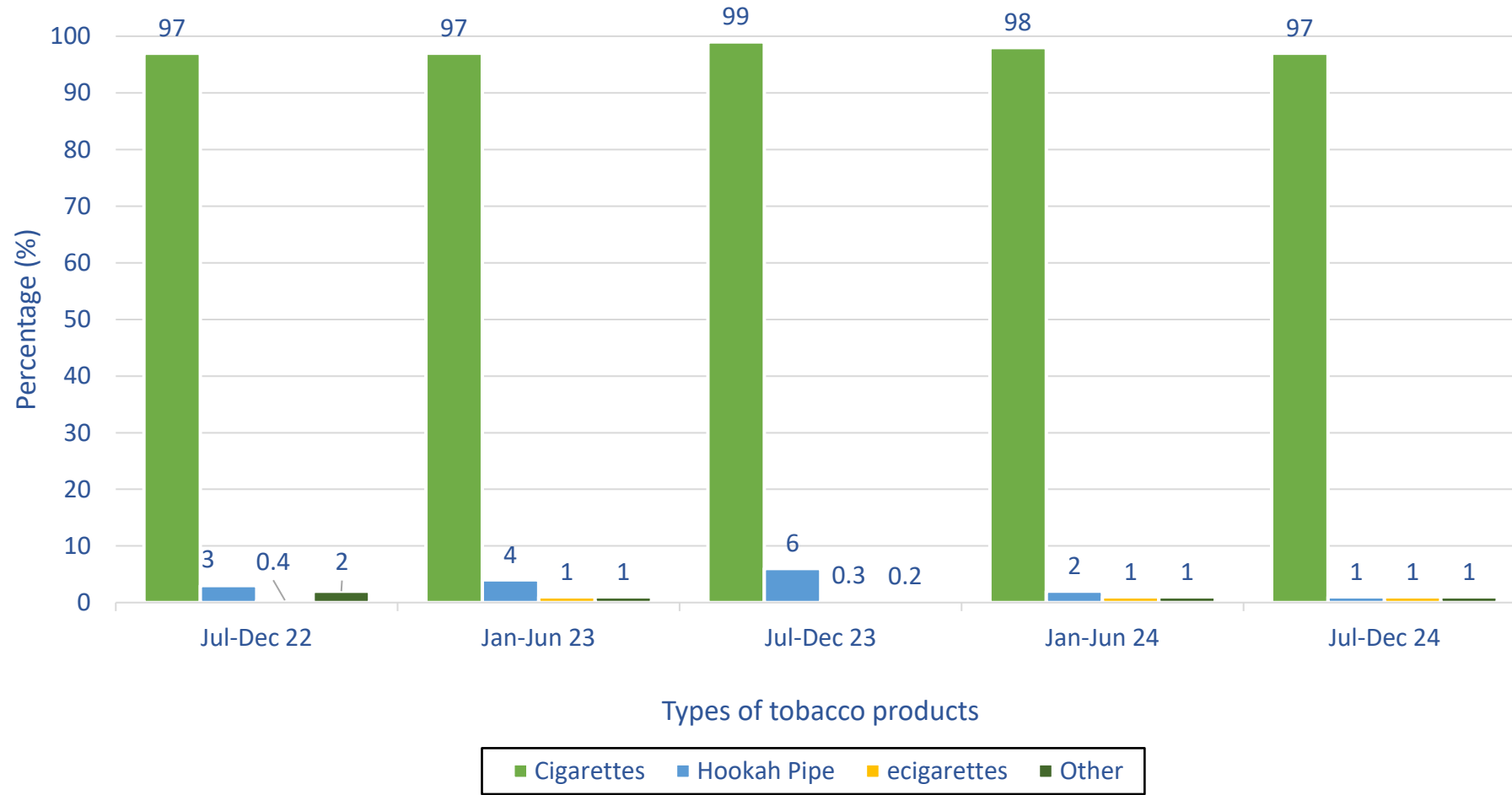
SOUTH AFRICAN COMMUNITY EPIDEMIOLOGY NETWORK ON DRUG USE

Treatment Demand Data • Service Quality Measures (SQM)  
• Community-Based Harm Reduction Services





# Tobacco use (n = 306, 63%)





# SACENDU

SOUTH AFRICAN COMMUNITY EPIDEMIOLOGY NETWORK ON DRUG USE

Treatment Demand Data • Service Quality Measures (SQM)  
• Community-Based Harm Reduction Services

## 18's AND UNDER



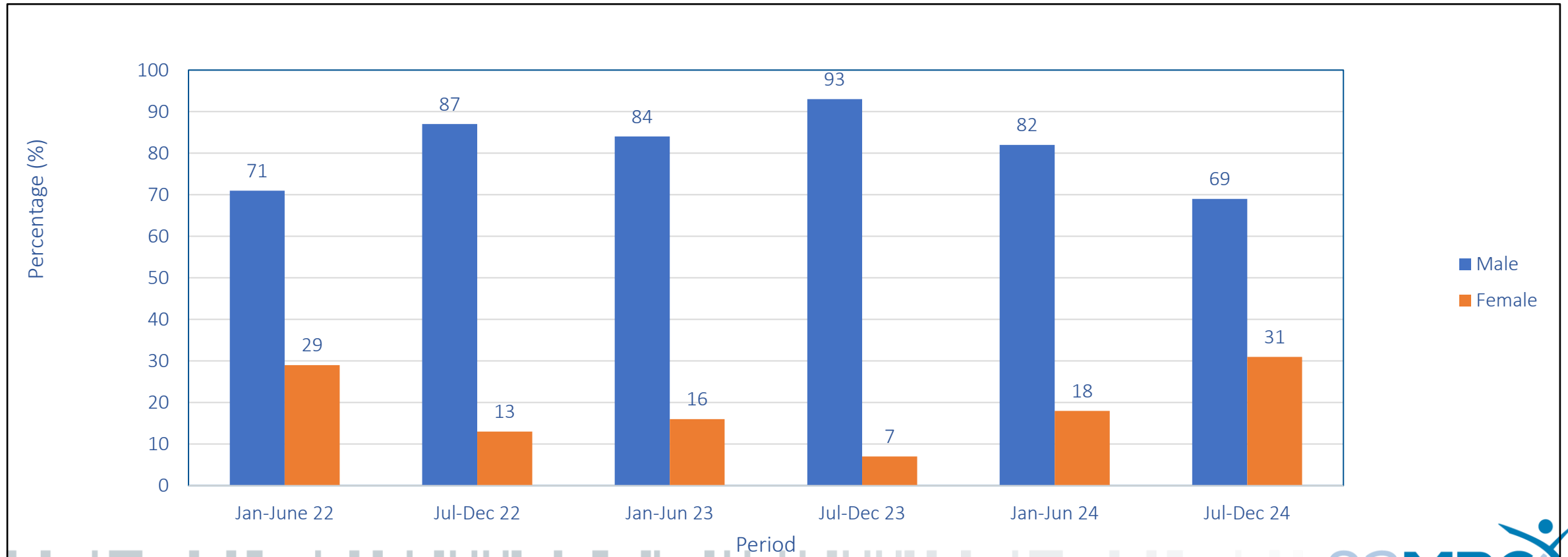


# SACENDU

SOUTH AFRICAN COMMUNITY EPIDEMIOLOGY NETWORK ON DRUG USE

Treatment Demand Data • Service Quality Measures (SQM)  
• Community-Based Harm Reduction Services

## GENDER FOR 18 YEARS AND UNDER



## KZN SUMMARY



# SACENDU

SOUTH AFRICAN COMMUNITY EPIDEMIOLOGY NETWORK ON DRUG USE

Treatment Demand Data • Service Quality Measures (SQM)  
• Community-Based Harm Reduction Services

- Steady decline in numbers over the last two years
- Males dominate treatment access
- Largest age category accessing treatment is 30 - 34 followed by 15-19.
- Mean number of readmissions: 2
- Age category with highest proportion of readmissions: 25-29
- Most used substances: Alcohol, Dagga, Crack/Cocaine, and Heroin/Opiates
- Increase in Alcohol use, decrease in Crack/Cocaine use.
- Most common secondary substances of use: Crack/Cocaine, Alcohol, Dagga.
- Mean age for first age of primary substance use: 19
- Overall mean age for treatment access for tx: 32
- Majority codeine users: male; unemployed, largest age category reporting codeine use 15-19.
- Increase in females 18 and under accessing treatment
- Primary substances for 18 and under: Increase in Dagga and Tobacco Products; Decrease in Alcohol use





# SACENDU

SOUTH AFRICAN COMMUNITY EPIDEMIOLOGY NETWORK ON DRUG USE

Treatment Demand Data • Service Quality Measures (SQM)  
• Community-Based Harm Reduction Services

# THANK YOU BAIE DANKIE ENKOSI

For more information, contact us:

<https://www.samrc.ac.za/intramural-research-units/ATOD-sacendu>

[jodilee.erasmus@mrc.ac.za](mailto:jodilee.erasmus@mrc.ac.za) / [nancy.hornsby@mrc.ac.za](mailto:nancy.hornsby@mrc.ac.za) /  
[kamogelo.moletsane@mrc.ac.za](mailto:kamogelo.moletsane@mrc.ac.za)

[021 938 0313](tel:0219380313)

